

Centre for Play Therapy and Training

Accredited Gestalt Play Therapy Courses

Course presenter: Dr Hannie Schoeman

+27 72 730 2597

admin@gestaltplaytherapy.co.za

ONLINE COURSE USER GUIDE



Welcome to the Centre for Play Therapy and Training Online Course.
This guide applies to the Play Intervention Level 1 and Level 2 Online Courses.

BEFORE YOU START

Dr Hannie Schoeman will review your application and if successful, you will be added to the program. You will receive an email when successful. This email contains important information and should be kept in a safe place. It contains your login details and important information about the course requirements.

This guide is available online on the website <https://gestaltplaytherapy.co.za/online-course-user-guide/>

Please check there for larger images of the instructions.

LOG IN FOR THE FIRST TIME

STEP 1 : Follow the link in the email to use the username and set your password. In the email – look for the link with “Use the username above and set your password”.

Your application for the Gestalt Intervention Online Course has been successful.

Welcome to The Centre for Gestalt Play Therapy and Training online courses.

Please read this email carefully as it contains all the information necessary to start your course.

Your application is successful and you have been registered for the course.

Your login information can be found here:

Your username is: **Testing Test**

Use the username above and set your password, [click here](#) to do this now.

Once you have completed your online registration on the website, you will be able to **login** and click on **Orders** to select your course. Click **Start Now** to enrol in the course you have selected. You have two calendar months from enrolment to complete the course, unless you apply and receive confirmation that you can pause the course.


To continue with the course on subsequent visits, access the course with your profile link: <https://gestaltplaytherapy.co.za/profile>

Please contact us if you need assistance. Please email us your questions on admin@gestaltplaytherapy.co.za for assistance. Dr. Hannie Schoeman is available on whatsapp and zoom and this can be arranged.

Everything of the best,
Gestalt Play Therapy Admin

© 2024 The Centre for Play Therapy and Training Website: www.gestaltplaytherapy.co.za
Email: admin@gestaltplaytherapy.co.za

STEP 2 : Click on Get New Password



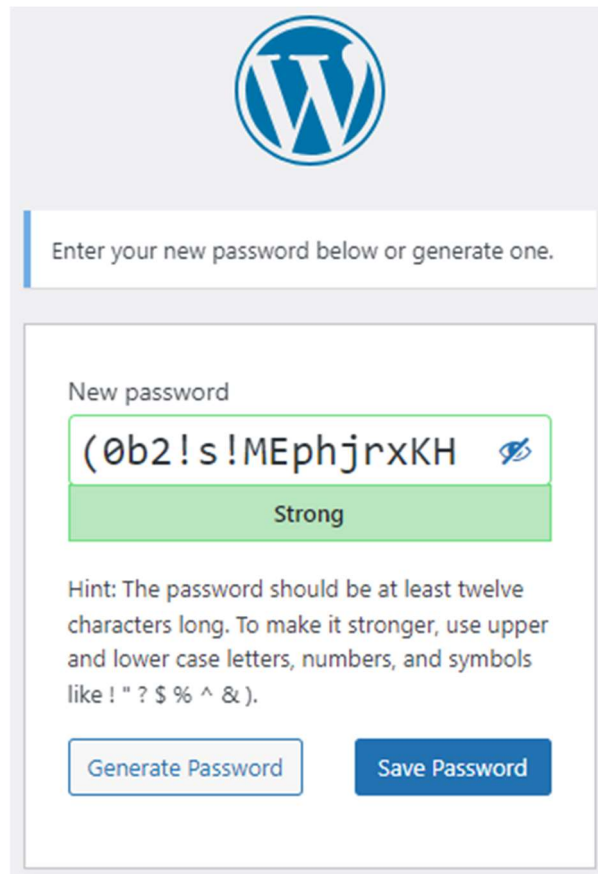
Please enter your username or email address. You will receive an email message with instructions on how to reset your password.

Username or Email Address

Get New Password

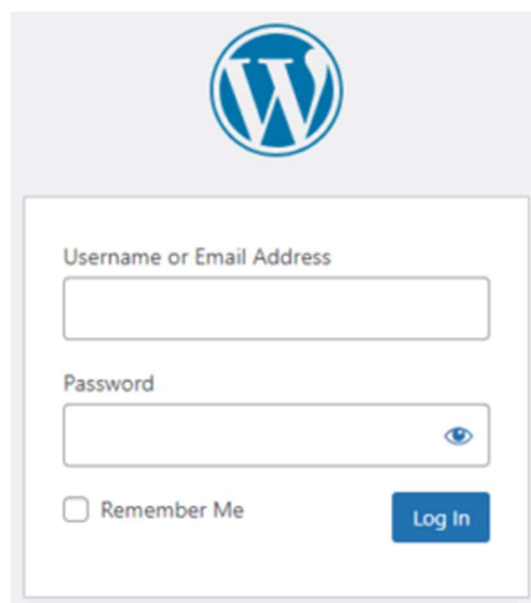
STEP 3 : You will receive an email to confirm your details. Check your email and click the link in it to (re)set your password.

STEP 4 : Make a note of the password and click Save Password.



The screenshot shows the WordPress password reset interface. At the top is the WordPress logo. Below it is a text box with the instruction: "Enter your new password below or generate one." The main form area is titled "New password" and contains a password input field with the text "(0b2!s!MEphjrxKH" and a strength indicator "Strong" in a green bar. Below the input field is a hint: "Hint: The password should be at least twelve characters long. To make it stronger, use upper and lower case letters, numbers, and symbols like ! \" ? \$ % ^ &)." At the bottom of the form are two buttons: "Generate Password" and "Save Password".

STEP 5 : You can now login to begin your course! Enter your username (from the first email) and saved password FROM STEP 4 and click Log in.



The screenshot shows the WordPress login interface. At the top is the WordPress logo. Below it is a form with two input fields: "Username or Email Address" and "Password". The "Password" field has a visibility toggle icon (an eye). Below the input fields is a checkbox labeled "Remember Me" and a blue "Log In" button.

Do not be alarmed if you see “No Course available!”. This is simply because you have not started yet.

Remember that the two months you have for each course starts when you start the course. We will show you how below.

START YOUR COURSE

STEP 1 : After logging in, on Your profile page click on Orders

Your profile page

Existing users can Login to see their courses. If you are not yet registered please register below to enrol in the course.


ORDER	TOTAL	STATUS	DATE	ACTIONS
#0000004339	R2,600.00	Completed	31st January 2024	View

STEP 2 : Then click on your order number or on View

STEP 3 : Click on the course name you would like to start eg Gestalt Intervention Level 1

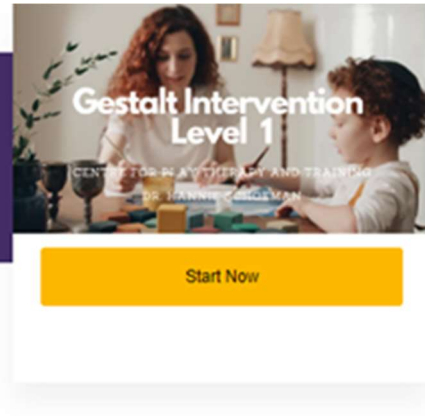
Your profile page

Existing users can Login to see their courses. If you are not yet registered please register below to enrol in the course.

Enrolled Course	Inprogress Course	Finished Course	Passed Course	Failed Course
1	1	0	0	0
	NAME	RESULT	EXPIRATION TIME	END TIME
	Gestalt Intervention Level 1	3.85%	27th March 2024 3:55 pm	-

This is the Course landing page. Look for the yellow block **Start Now** on the right or bottom of the page depending on your device. Click **Start Now** to begin your course and begin your two months allocated time.

GESTALT INTERVENTION LEVEL 1



COURSE LESSONS

Watch the video welcome message from Dr Hannie Schoeman and then download the **STUDY GUIDE** for your level. It will be helpful to print the Study Guide.

Click **Complete** once you have watched the video and downloaded the **STUDY GUIDE**. You will move to the next lesson (Lesson 1: The development of a child (Part 1)).

Continue with the lessons, clicking **Complete** each time to move to the next lesson. You will be able to re-watch any lesson, even after completing it during the entire two months of the course.

Dr Hannie:

WhatsApp and Mobile: 072 730 2597

(office hours only please Monday to Friday 08h00 – 17h00)

Website: <https://gestaltplaytherapy.co.za>

Email: admin@gestaltplaytherapy.co.za

